



SABIS®

SABIS®
Online Courses
Student Manual
V. 2.0

Education for a changing world.®

Americas | Europe | Africa | Middle East & Asia

sabis.net



Table of Contents

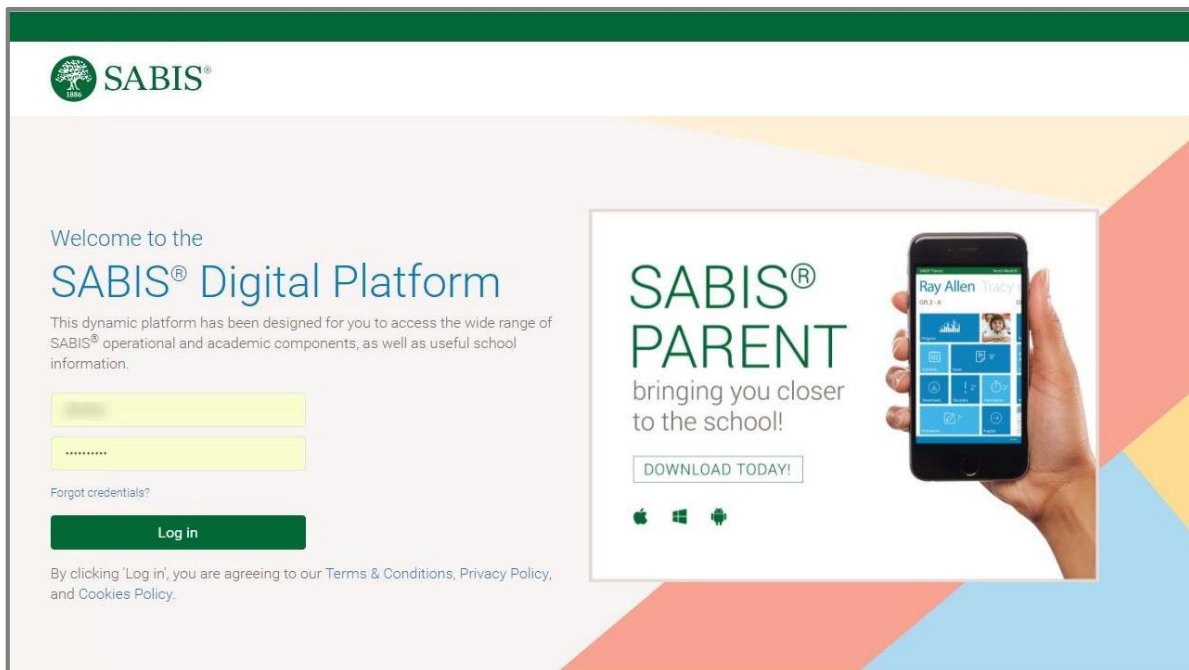
Accessing the Student Learning Environment (SLE)	1
Blocks Area.....	3
Course Completion Status.....	3
Navigation	3
Main Content Area	4
Online Course Material	4
Lesson	5
Quiz	6
Students' Reports	10
Course Completion Status.....	10
Administration – Grades	11



Accessing the Student Learning Environment (SLE)

You may access the **Student Learning Environment (SLE)** through the **SABIS® Digital Platform (SDP)** using the following URL: <https://digitalplatform.sabis.net>.

To log in, use your **SDP** credentials provided by the school.



Once logged in, click on the **Student Learning Environment** tile to see the courses that you are enrolled in.





Links to courses are available on the left, while the corresponding tiles are available on the right. Select the online course to take by clicking on the respective link or tile.

The dashboard is divided into two main sections: **Navigation** and **Course Overview**.

Navigation:

- Dashboard
 - Site home
 - Site pages
 - My courses
 - 303-PPLR2
 - 303-PeLR1
 - 303-MMLR4
 - 303-HiLR2
 - 303-GeLR2
 - 303-FFLR4
 - 303-EELR2
 - 303-CvLR2
 - 303-CCLR2
 - 303-BBLR2
 - 303-ArLR2
 - OnI-PL-18

Course Overview:

- Arabic L. Brevet
- Biology L. Brevet
- Chemistry L. Brevet
- Civics L. Brevet
- French High Literature L.
- Geography L. Brevet
- History L. Brevet
- Mathematics L. Brevet
- Physics L. Brevet
- Pilot-Live18

Courses are divided visually into two main areas: the **Blocks** and the **Main Content**, as shown below.

The course page is divided into two main areas: **Blocks Area** and **Main Content Area**.

Blocks Area:

- Course completion status
 - Status: Not yet started
 - All criteria below are required:

Required criteria	Status
Activity completion	0 of 2

 - More details
- Navigation
 - Dashboard
 - Site home
 - Site pages
 - Current course
 - OnI-PL-18
 - Participants
 - Badges

Main Content Area:

- Forum guidelines:
 - Be respectful to other students and comment or reply with the attitude of helping your fellow students.
 - Search the forum to find similar questions to the ones you would like to ask to avoid redundant threads.
 - Keep the discussions related to the points and concepts covered in this unit.
 - Choose the right category for your question to make it easy to discover and useful.
- Chapter 01
 - Prerequisites
 - Unit1-Diagnostic Quiz
 - Important Note: Check the Diagnostic Quiz to see what you need to know before you start learning the new points in this section. For the points you need to revise, please refer to the Checkpoint below for a list of prerequisite points for this section.



Blocks Area

Within the **Blocks** area, the upper section shows the **Course Completion Status**, while the lower section shows the **Navigation**.

Course Completion Status

Within this section, details are provided on the number of activities needed to complete the course, and their completion status.

The screenshot shows a box titled "Course completion status" with a list icon. Below the title, it displays "Status: Not yet started". A note states "All criteria below are required:". A table follows with two columns: "Required criteria" and "Status".

Required criteria	Status
Activity completion	0 of 2

Navigation

This section is considered important since it contains useful links to navigate through the site as well as through a particular course including specific **Chapters**, **Course Units**, and **Quizzes**.

Note that additional sub-content may be accessed by simply clicking on the triangle found on the left of every link. Also, content that you are expected to see will be available and displayed. As you progress through a course, more links will open gradually.

The screenshot shows a "Navigation" menu with a list icon. It includes links for "Dashboard", "Site home", "Site pages", "Current course", "Onl-PL-18", "Participants", "Badges", "General", "Chapter 01", "Unit1-Diagnostic Quiz", "Unit 1-Checkpoint", "Types of Nouns", "Unit 1: Nouns and Adjectives: To Count or Not to C...", "Unit 1-Final Quiz", "Chapter 02", and "My courses".

You may also access other courses that you are enrolled in by clicking on the **My Courses** link at the bottom of the **Navigation** section.



Main Content Area



The **Main Content** area covers the **Online Course Material**.

Math This section includes 9 lessons and 1 quiz. SCORM package: 1 Progress: 0 / 1
English SCORM packages: 2
Science This section includes 9 lessons and 1 quiz. SCORM packages: 5

Online Course Material


The **Online Course Material** section contains the learning content of the online course. In this section, students will see the contents of the course that are specifically made available to them¹.

Lessons

-  [Lesson 1: Addition and Subtraction Strategies](#)
-  [Lesson 2: Multiplication and Division Strategies](#)

Available from **20 June 2019**

Quiz

-  [Level E Summer Package Quiz](#)

Not available unless: The activity [Lesson 1: Addition and Subtraction Strategies](#) is marked complete

¹ Depending on the course, students may have access to the entire course from the start.



Lesson


Within the **Lesson** section, the actual course lessons are made available.

Click on a lesson to see the related content pages and practice questions.

SABIS® Addition and Subtraction Word Problems

Illustration 1

David put all his marbles in two bags with 233 marbles in one bag and 59 marbles in the other.
How many total marbles does David have?



[Back](#) [Next](#)

Use the **Next** and **Previous** buttons to navigate through the pages of the content.

Within the course, students will be prompted with questions that they need to answer before moving on.

SABIS® Addition and Subtraction Word Problems

Fill in the blanks with the correct numbers to compute $404 - 45$.

Compute $404 - 45$ by subtracting 4, then 40, and then 1.

$404 - 4 = \square$,

$\square - 40 = \square$,

and $\square - 1 = \square$.

-1-

$404 - 45$

$= 404 - 4 - 40 - 1$

$= \square - 40 - 1$

$= \square - 1$

$= \square$


-2-

[Submit](#)

Question 2 of 13



Before moving on, students have the option to review the lesson by checking their incorrect answers, or return to the course.

 **SABIS®** Addition and Subtraction Word Problems

Fill in the blanks with the correct numbers to compute $404 - 45$.

Compute $404 - 45$ by subtracting 4, then 40, and then 1.

$404 - 4 = \boxed{400}$,
 $\boxed{400} - 40 = \boxed{360}$,
and $\boxed{360} - 1 = \boxed{359}$.

-1-

-2-


[Next](#)

Note that you do not have to complete all of the contents of a lesson in one sitting; you may stop and continue at any time. The next time the lesson is opened, you will be prompted to start the lesson from the beginning or pick up from where you left off.

Quiz

At the end of a lesson, there may be a quiz for students to take.

Quizzes

 Unit 1-Final Quiz □

Important Note: You have only two attempts for this quiz, so make sure you have covered all the material in this section before you attempt the quiz.

Click on **ATTEMPT QUIZ NOW** to take the quiz.

Unit 1-Final Quiz

Important Note: You have only two attempts for this quiz, so make sure you have covered all the material in this section before you attempt the quiz.

Attempts allowed: 2
Grading method: Highest grade

[ATTEMPT QUIZ NOW](#)



Within a **Quiz**, the question numbers are shown on the left pane, where students are able to quickly navigate to specific question numbers. On the right pane, the list of questions is shown.

Note that you may answer questions in any order.

The screenshot shows a quiz interface with a 'Quiz navigation' pane on the left containing question numbers 1 through 13. The main area displays three questions:

- Question 1:** Not yet answered, Marked out of 1.00. Question: Rewrite the sentence below correcting mistakes in the possessive forms. Example: Of all Shakespeares plays, Hamlet is me favorite. Answer:
- Question 2:** Not yet answered, Marked out of 1.00. Question: Complete the following sentence with the correct choice of participle adjective from those given in parentheses. Example: Charlie was the film and later asked to comment on it. (shown/showing)
- Question 3:** Not yet answered, Marked out of 1.00. Question: Write the adjective from the following noun. Example: deceit. Answer:

After all questions have been answered, click on **Next** at the bottom of the quiz to submit your answers.

You will then be prompted to review your answers by clicking on **Return to Attempt**, or submit the quiz for correction by clicking on **Submit All and Finish**.

Note that clicking on **Finish Attempt** on the left pane is the same as clicking on **Submit All and Finish**.

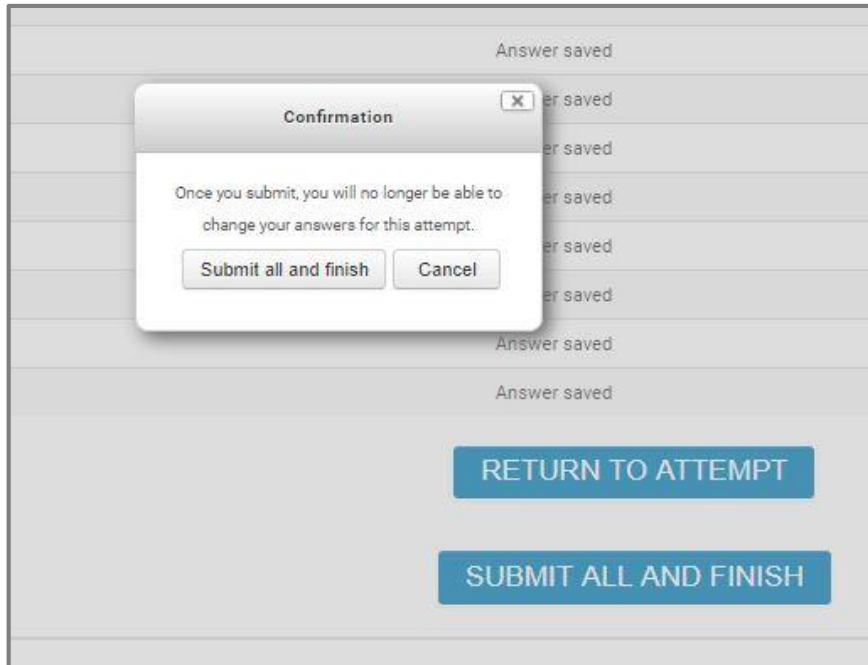
The screenshot shows a 'Unit1-Diagnostic Quiz' summary of attempt. It includes a 'Quiz navigation' pane on the left with question numbers 1 through 13. The main area contains a table with the following data:

Question	Status
1	Answer saved
2	Answer saved
3	Answer saved
4	Answer saved
5	Answer saved
6	Answer saved
7	Answer saved

At the bottom right, there are two buttons: **RETURN TO ATTEMPT** and **SUBMIT ALL AND FINISH**.

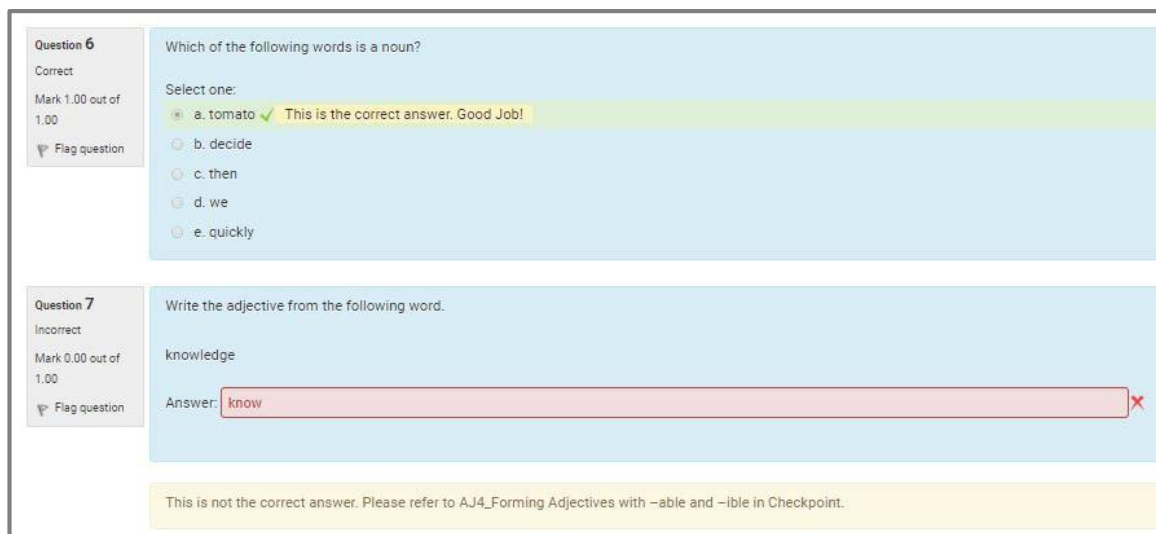


When the **Submit All and Finish** button is clicked, students are prompted one last time to confirm their submission.



Following the final submission, the results of the quiz will be displayed, including the correction on each question. A **tick** next to a question indicates a correct answer, while an **x** indicates an incorrect answer. Feedback on the incorrect answers will also be displayed, informing students which areas they need review. Students should take note of the sections that they need to revise before moving on.

Note that you are able to flag questions in order to revisit them at a later stage.



When done, click on the **Finish Review** link shown at the bottom of the page.



After doing so, you are able to see your attempt history and review any attempt if necessary.

Question 13
Incorrect
Mark 0.00 out of 1.00
Flag question

Select the sentence where the common nouns are underlined and the proper nouns are written in **bold**. the proper nouns have their capital letter removed.

Select one:

- a. There are beautiful trees in **bloomsbury**. ✘ This is not the correct answer. Please refer to N1_1 Common Nouns and Proper Nouns in Checkpoint.
- b. There are beautiful trees in **bloomsbury**.
- c. There are beautiful trees in **bloomsbury**.
- d. There are beautiful trees in bloomsbury.
- e. There are beautiful trees in **bloomsbury**.

Finish review

Navigate back to the course by clicking on the chapter link within the **Navigation** block in the left pane.

Note that the little square to the right of the **Quiz** will be checked, indicating that the quiz has been completed.

- If the borders of the square are dashed, then this indicates that completion is achieved only after specific actions are completed, such as reviewing the section of any incorrectly answered question within the quiz.
- If the borders are solid, then entering this particular section indicates completion with no further action required.

If a question is answered correctly, students will be notified, and hence are able to continue through the lesson by clicking on the **Continue** button.

If a question is answered incorrectly, students are given the option to try again or move on to the next question.

Note that questions may be attempted more than once.

Unit 1: Nouns and Adjectives: To Count or Not to Count

You have earned 2 point(s) out of 3 point(s) thus far.
You have answered incorrectly. Would you like to attempt the question again? (If you now answer the question correctly, it will not count towards your final score.)
Answer the following question using the possessive form of the information given in parentheses according to the rules you have learned.

Where did you buy that t-shirt? (Macy)
Your answer: macy
This is not the correct answer.

YES, I'D LIKE TO TRY AGAIN

NO, I JUST WANT TO GO ON TO THE NEXT QUESTION



Students can track their progress within a lesson at any time, using the progress bar at the bottom of the lesson.

Unit 1: Nouns and Adjectives: To Count or Not to Count

Congratulations - end of lesson reached

Your score is 21 (out of 25).
Your current grade is 84.0 out of 100
You have completed 100% of the lesson

100%

[Review lesson](#) [Return to Pilot-Live18](#)

When the end of the lesson is reached, the respective grade obtained is shown, as well as a message stating that the end of the lesson has been reached.

Students' Reports

Students may track their progress on the course in several ways.

Course Completion Status

The **Course Completion Status** displays the number of activities needed to complete the course, and the completion status.

Course completion status

Status: *Not yet started*

All criteria below are required:

Required criteria	Status
Activity completion	0 of 2

[More details](#)

Click on **More Details** to see the list of the remaining activities, including their completion status.

Status: *In progress*
Required: All criteria below are required

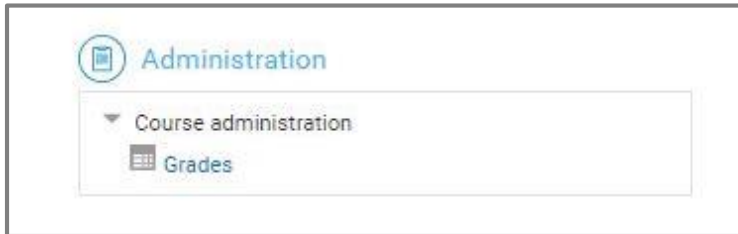
Criteria group	Criteria	Requirement	Status	Complete	Completion date
Activity completion (all/required)	Unit 1-Final Quiz Quiz Chapter 3			Yes No	1 June 2018 -

[RETURN TO COURSE](#)



Administration – Grades

Within the **Blocks** area, under **Administration**, students may view their grades by clicking the **Grades** link.



Under this link, students are provided with a detailed gradebook of all the activities within the course.

Grade item	Percentage	Letter grade	Contribution to course total
Pilot-Live18			
Graded Activities			
Unit 1-Final Quiz	94.00 %	A-	47.00 %
Graded Activities total Include empty grades.	47.00 %	F	-
Ungraded Activities			
Lessons			
Unit 1: Nouns and Adjectives: To Count or Not to Count	84.00 %	C+	0.00 %
Lessons total	84.00 %	C+	-
Other Activities			
Unit1-Diagnostic Quiz	84.62 %	C+	0.00 %
Paragraph Writing 01	-	-	0.00 %
Scenario AQC SCORM	-	-	0.00 %
Other Activities total	84.62 %	C+	-
Ungraded Activities total Include empty grades.	84.31 %	C+	-
Course total	47.00 %	F	-